

PRODUCT DESCRIPTION

Model WS60T, SPEAKER ASSEMBLY

Part # 01C1461236-00

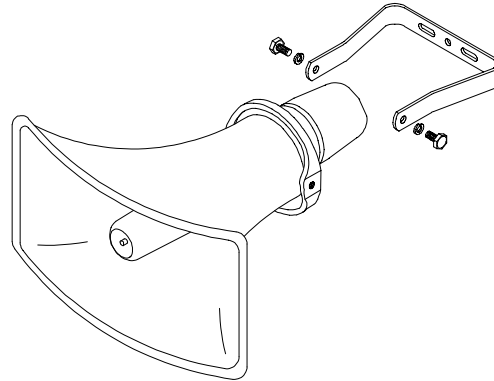
Doc. # 04-0113057-00

GENERAL-

Whelen Model WS60T is a 60 watt speaker assembly intended for use in indoor personnel warning applications, where high sound level output is required.

The speaker flare is made from fiberglass, with a spun aluminum re-entrant section. A speaker driver, with wire leads, is assembled to the speaker. A heavy duty, painted steel mounting bracket allows the installer to position the speaker in a number of different ways.

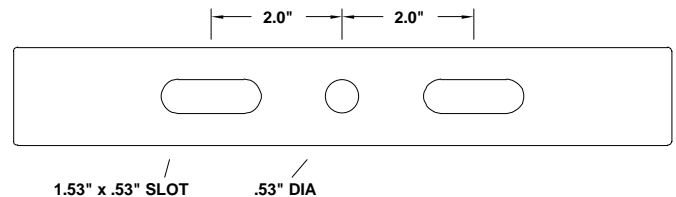
An internal impedance matching transformer allows the user to select reduced power levels.



INSTALLATION-

Determine the location of the speaker. Mount to a rigid structure, using the supplied mounting bracket. The bracket dimensions are shown in the detail drawing. Position the speaker as required. Do not position the speaker pointing upward, if there is a possibility of filling with water.

Speaker connections are made by removing the plastic cover and connecting one audio wire to the “-” terminal and the other audio wire to the desired tap terminal. The “+” terminal is full power.



Mounting Bracket Detail

PIONEERS IN WARNING SIGNALS
WHELEN®
ENGINEERING COMPANY

Route 145, Winthrop Rd., Chester, CT 06412-0684
Tel.: (800) 63 SIREN • Fax: (203) 526-4784

Dimensions

Height: 12" (30.4 cm)
Width: 22" (55.8 cm)
Depth: 23" (58.3 cm)
Weight: 21 lbs. (9.5 kg)

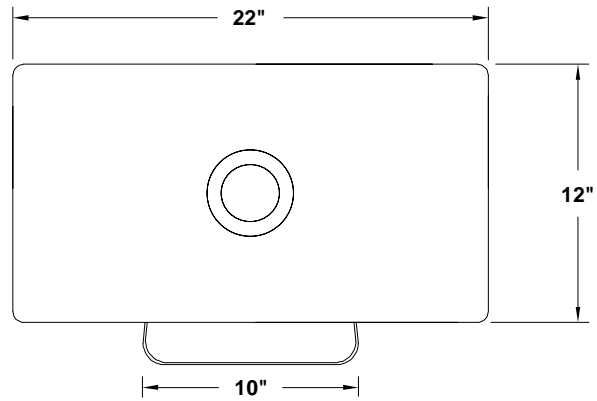
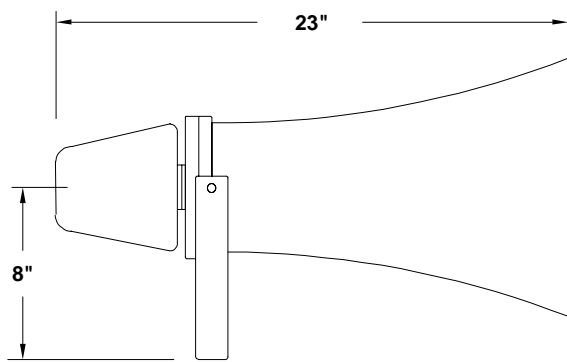
Finish

Speaker: Black

Performance

SPL: 60W 123 dbA (at 4 ft., 500 Hz)
40W 121 dbA
20W 118 dbA
10W 115 dbA
5W 112 dbA
2.5W 109 dbA

Dispersion: 120° x 60°



DIMENSIONS

- Notes:
- 1. Not for use in classified areas.
 - 2. SPL (Sound Pressure Level) readings are +/- 2 dbA.
 - 3. Performance measured with Whelen Amplifier, 01-0285564-00C.



Route 145, Winthrop Rd., Chester, CT 06412-0684
Tel.: (800) 63 SIREN • Fax: (203) 526-4784